



visit us @ www.tamliteusa.com

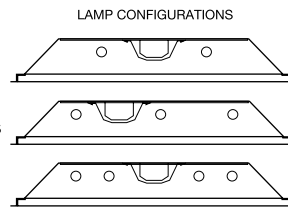

2x2 & 2x4 COMMERCIAL TROFFER

DESCRIPTION

The TC series of commercial grade luminaries are designed for general illumination in commercial, industrial, and retail lighting applications. The 3" housing design makes this fixture series a great fit for all lighting applications.

FEATURES

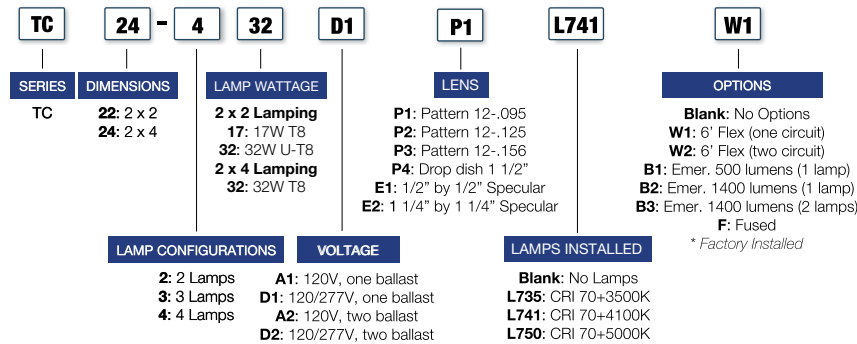
- Hot dipped galvanized uni-body construction with built-in tabs for structural integrity
- Specific body design for each lamp configuration, limiting holes for a streamlined design
- Oversized access plate for ease of installation
- PAF for consistent finish, safe handling, & corrosion resistance
- Baked white enamel provides a reflectance factor of 90% or greater
- NEMA type G (Grid) standard with integral EQ/Grid clips
- All lamps may be installed or removed in any order
- UL listed
- All fixtures come with factory installed power disconnect
- Suitable for damp locations
- All fixtures are 100% tested at factory



DIMENSIONS	L	W	H
2' x 4'	47 3/4"	23 7/8"	3"
2' x 2'	23 7/8"	23 7/8"	3"

2' x 2' & 2' x 4' Commercial Grade Troffer Part Matrix

Sample part code: **TC24-432D1P1L741W1**



* Consult factory for other available options