

MODEL :		TYPE
PROJECT :		
PREPARED BY :	DATE :	

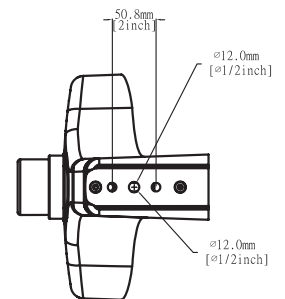
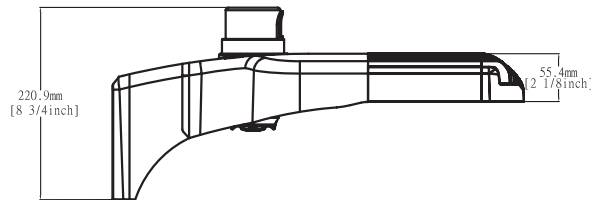
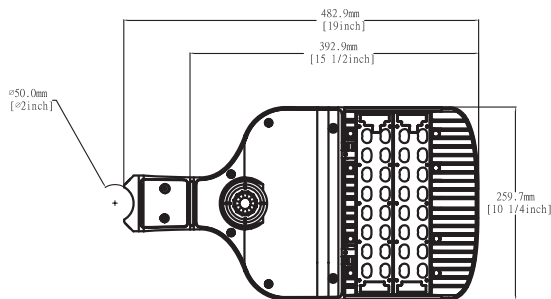
SERIES SPECIFICATIONS

ARPSLED35 SERIES

The ARPS LED area light with its low profile and architectural styling is a great alternative to conventional shoe box luminaires. It is designed to be flexible with interchangeable optics and multiple mounting options.



LINE DRAWING



CONSTRUCTION

Housing
Die cast aluminum back housing with integral heat sink

Lens
Polycarbonate

Finish
Powdercoat finish

Driver Compartment
Hinged door with gasket

Dimmer
Electronic Dimmable Driver

Photocell Capability
7 pin photocell socket with shorting cap

ELECTRICAL SPECIFICATIONS

Input Voltage
120-277VAC or 347-480VAC

Power Factor
> 0.9

Input Power
36.5W

MODEL :	TYPE
PROJECT :	
PREPARED BY :	DATE :

ELECTRICAL SPECIFICATIONS CONT.

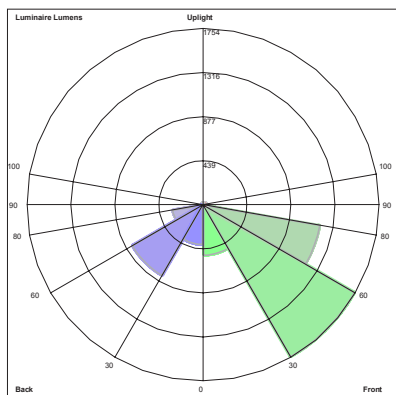
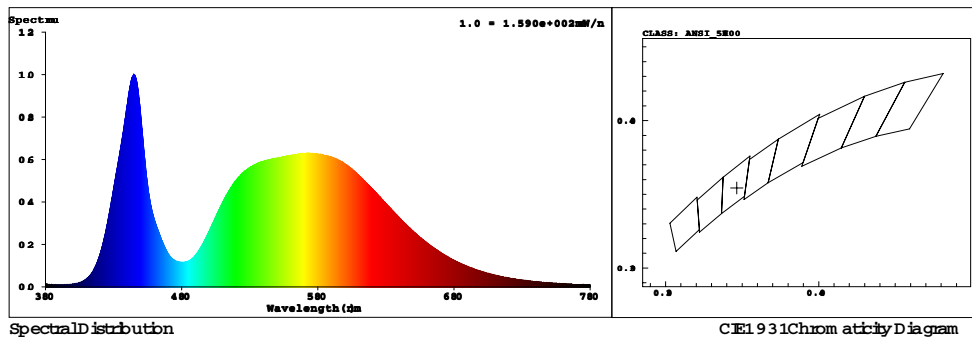
THD <10%	Efficacy 130+ LM/W	Color Temp 5000K
Frequency 50-60Hz	CRI > 70	Lifespan 50000 Hrs.
LED Quantity (2) 16 chip modules	Dimming 0-10V	Lumens 5000+ Lumens
Lens Type IV		

ACCESSORIES

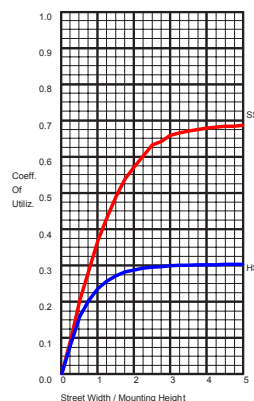
AR-HS House side shield (4 pieces required)	AR-PSSF 2-3/8" slipfitter	AR-PSSQ Square pole mount arm
AR-PS3R 3" round pole adapter	AR-PS4R 4" round pole adapter	AR-PS5R 5" round pole adapter

PERFORMANCE SPECIFICATIONS

SPECTRAL POWER DISTRIBUTION & CHROMATICITY DIAGRAM



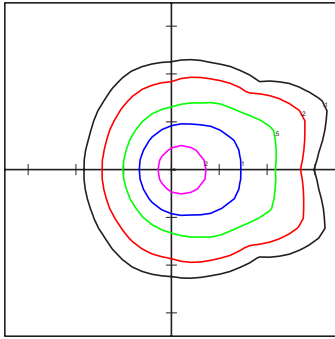
BUG REPORT
 TAMLITE LIGHTING HID
 ARPSLED355KT4-UNV
 Luminaire Lumens:
 Front:
 Low=508.1, Medium=1754.3,
 High=1188.9, Very High=23.7
 Back:
 Low=400.2, Medium=818.5,
 High=311.1, Very High=8.6
 Uplight:
 Low=0.0, High=0.0
 BUG Rating : B1-U0-G1



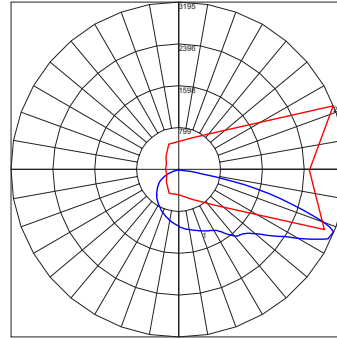
	LUMENS	PERCENT OF LAMP
DOWNWARD STREET SIDE	3475.0	69.6
DOWNWARD HOUSE SIDE	1538.4	30.7
DOWNWARD TOTAL	5013.4	100.0
UPWARD STREET SIDE	0.0	0.0
UPWARD HOUSE SIDE	0.0	0.0
UPWARD TOTAL	0.0	0.0
TOTAL FLUX	5013.4	100.0

MODEL :	TYPE	
PROJECT :		
PREPARED BY :	DATE :	

PHOTOMETRIC ISOLINES



TAMLITE LIGHTING HID
 ARPSLED355KT4-UNV
 Horizontal Footcandles
 Light Loss Factor = 1.00
 Lumens Per Lamp = N.A.
 Lumens = 5013
 Mounting Height = 20.00 Ft
 Maximum Calculated Value = 2.78 Fc
 Arrangement: Single



Polar Graph
 Maximum Candela = 3195.25
 Located at Horizontal Angle = 22.5
 Vertical Angle = 68
 Vertical Plane Through Horizontal
 Angles
 (22.5 - 202.5)
 Horizontal Cone Through Vertical
 Angle
 (68)

CERTIFICATIONS/WARRANTY

Listing
 UL Listed

Location Rating:
 Suitable for wet locations

Warranty

Guaranteed for five years from the purchase date of the product, against mechanical defects in manufacturing.

ORDERING INFORMATION

Sample Part Number: ARPSLED355KT4

Carton Dimensions: 49.50x13.99x17.99CM
 19.49x13.39x7.09IN

Weight: 11.7 LBS

ARPSLED	35	5K	T4			
SERIES	WATTAGE	COLOR TEMP	DISTRIBUTION	VOLTAGE	MOUNTING	OPTIONS
ARPSLED	[35] : 35 Watts	[5K] : 5000K	[T4] : Type IV	[-UNV] : 120-277V	[-SP] : Square Pole Arm	[-HS] : House Side Shield
				[-UN4] : 480V	[-R3] : 3" Round Pole	
					[-R4] : 4" Round Pole	
					[-R5] : 5" Round Pole	
					[-SF] : 2 3/8" Slipfitter	

NOTES