

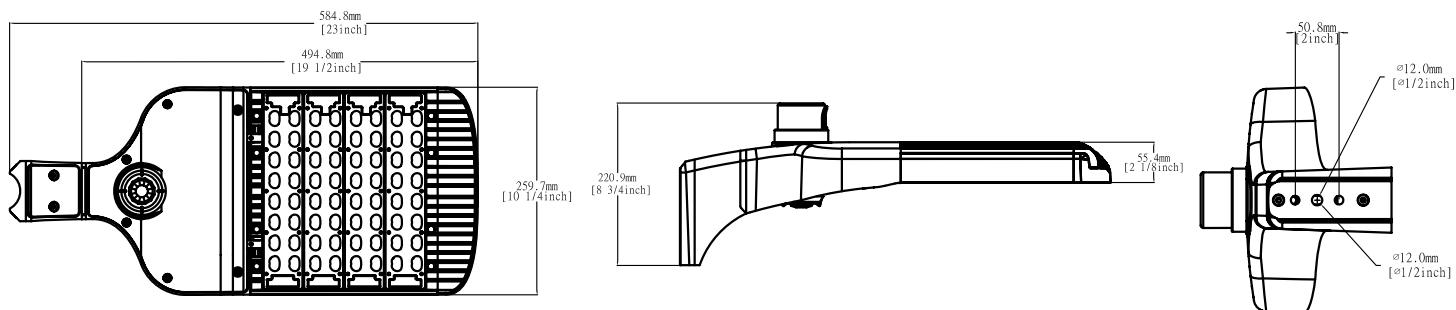
MODEL :		TYPE
PROJECT :		
PREPARED BY :	DATE :	

SERIES SPECIFICATIONS

The ARPS LED area light with its low profile and architectural styling is a great alternative to conventional shoe box luminaires. It is designed to be flexible with interchangeable optics and multiple mounting options.



LINE DRAWING



CONSTRUCTION

Housing
Die cast aluminum back housing with integral heat sink

Lens
Polycarbonate

Finish
Powdercoat finish

Driver Compartment
Hinged door with gasket

Dimmer
Electronic Dimmable Driver

Photocell Capability
7 pin photocell socket with shorting cap

ELECTRICAL SPECIFICATIONS

Input Voltage
120-277VAC or 347-480VAC

Drive Current
2.8A

Input Power
140W

Input Current
1.2A

Power Factor
> 0.9

MODEL :		TYPE
PROJECT :		
PREPARED BY :	DATE :	

ELECTRICAL SPECIFICATIONS CONT.

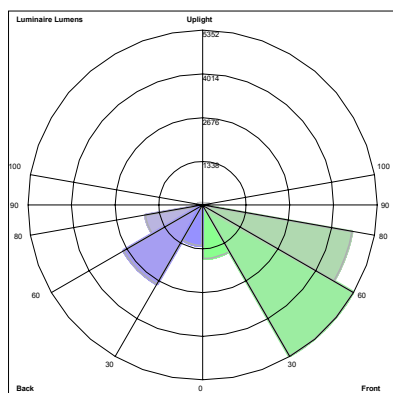
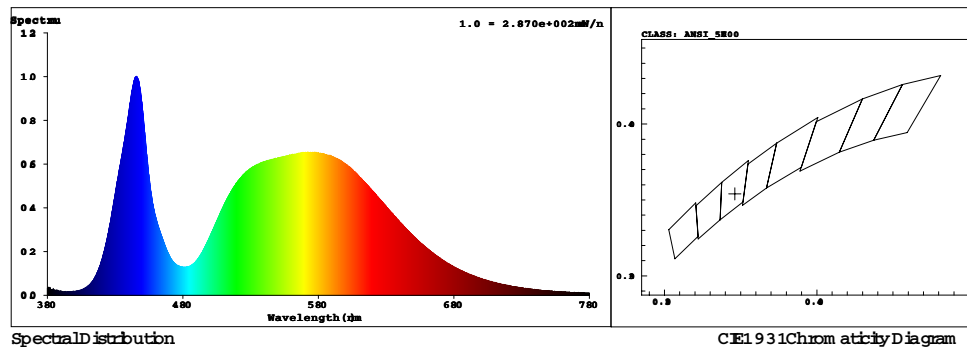
THD <20%	Efficacy 127+ LM/W	Color Temp 5000K
Frequency 50-60Hz	CRI > 70	Beam Angle 80.6°
LED Quantity (4) 16 chip modules	Dimming 0-10V	Lifespan 50000 Hrs.
Lens Type IV	Lumens 17800+ Lumens	

ACCESSORIES

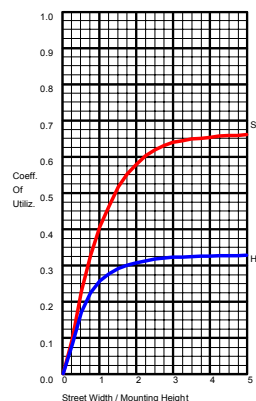
AR-HS House side shield (4 pieces required)	AR-PSSF 2-3/8" slipfitter	AR-PSSQ Square pole mount arm
AR-PS3R 3" round pole adapter	AR-PS4R 4" round pole adapter	AR-PS5R 5" round pole adapter

PERFORMANCE SPECIFICATIONS

SPECTRAL POWER DISTRIBUTION & CHROMATICITY DIAGRAM



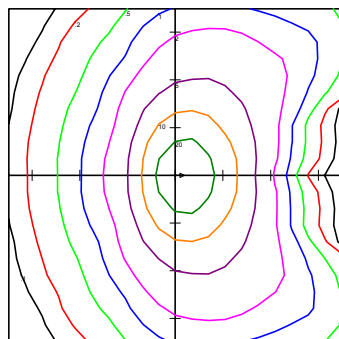
BUG REPORT
 TAMLITE LIGHTING HID
 ARPSLED1405KT4-UNV
 Luminaire Lumens:
 Front:
 Low=1656.7, Medium=5352.1,
 High=4672.0, Very High=238.4
 Back:
 Low=1254.6, Medium=2809.2,
 High=1797.2, Very High=74.3
 Uplight:
 Low=0.0, High=0.0
 BUG Rating : B3-U0-G3



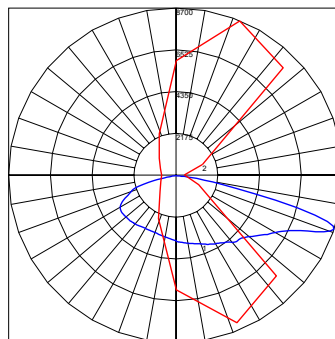
	LUMENS	PERCENT OF LAMP
DOWNWARD STREET SIDE	11919.2	66.8
DOWNWARD HOUSE SIDE	5935.2	33.2
DOWNWARD TOTAL	17854.4	100
UPWARD STREET SIDE	0.0	0.0
UPWARD HOUSE SIDE	0.0	0.0
UPWARD TOTAL	0.0	0.0
TOTAL FLUX	17854.4	100.0

MODEL :		TYPE
PROJECT :		
PREPARED BY :	DATE :	

PHOTOMETRIC ISOLINES



TAMLITE LIGHTING HID
 ARPSLED1405KT4-UNV
 Horizontal Footcandles
 Light Loss Factor = 1.00
 Lumens Per Lamp = N.A.
 Lumens = 17854
 Mounting Height = 10.00 Ft
 Maximum Calculated Value = 34.34 Fc
 Arrangement: Single



Polar Graph
 Maximum Candela = 8700.37
 Located at Horizontal Angle = 67.5
 Vertical Angle = 71
 Vertical Plane Through Horizontal
 Angles
 (67.5 - 247.5)
 Horizontal Cone Through Vertical
 Angle
 (71)

CERTIFICATIONS/WARRANTY

Listing
 UL Listed

Location Rating:
 Suitable for wet locations

Warranty
 Guaranteed for five years from the purchase date of the product, against mechanical defects in manufacturing.

DLC Listing
 Fixtures are DLC listed and featured of the Qualified
 Products List (QPL).**

ORDERING INFORMATION

Sample Part Number: ARPSLED1405KT4

Carton Dimensions: 59.50x33.99x17.99CM
 23.43x13.39x7.09IN

Weight: 14.77 LBS

ARPSLED	140	5K	T4			
SERIES	WATTAGE	COLOR TEMP	DISTRIBUTION	VOLTAGE	MOUNTING	OPTIONS
ARPSLED	[140] : 140 Watts	[5K] : 5000K	[T4] : Type IV	[-UNV] : 120-277V	[-SP] : Square Pole Arm	[-HS] : House Side Shield
				[-UN4] : 480V	[-R3] : 3" Round Pole	
					[-R4] : 4" Round Pole	
					[-R5] : 5" Round Pole	
					[-SF] : 2 3/8" Slipfitter	

NOTES

**Not all product variations meet Design Light Consortium Qualifications. Please verify that the product is listed on the DLC products list at www.designlightconsortium.org/QPL.