



TAMLITE LIGHTING

660 NW Peacock Blvd. Port St. Lucie, FL 34986
tel: (772) 878-4944 or on the web at www.tamliteusa.com

SPECIFICATION & FEATURES

Catalog Number
Notes
Job/Title

LSRH Series

CONSTRUCTION:

The LSRH1 (1 head version) and LSRH2 (2 head version) are injection molded, UV-stable, UL94V-0 flame rating, thermoplastic, impact, scratch, fade and corrosion-resistant.

ILLUMINATION:

Supplied with solid state LED light source.

CODE COMPLIANCE:

UL listed for damp locations & meets UL924, NFPA 101 Life Safety Code compliant, NEC and OSHA compliant.

WARRANTY:

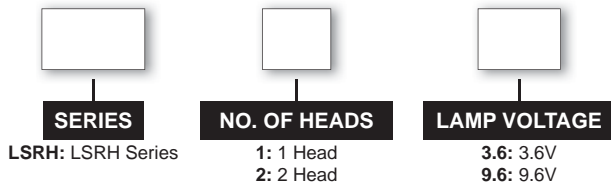
Guaranteed for five year against mechanical defects in manufacturing.

*** SPECIFICATIONS SUBJECT TO CHANGE WITHOUT NOTICE***

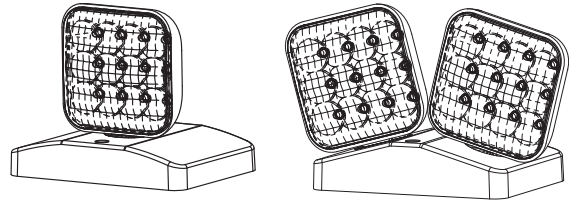
ORDERING INFORMATION

LSRH

Sample Part Code: LSRH2-3.6



LSRH Series LED REMOTE HEADS



PART CODE	COMPATIBLE FIXTURE(S)
LSRH1-3.6	ESLR SERIES
LSRH1-9.6	LXPCP AND EXPCL SERIES
LSRH2-3.6	ESLR SERIES
LSRH2-9.6	LXPCP AND EXPCL SERIES

NOTE:

When choosing Emergency LED Remote Heads ensure the remote head voltage is the same as the fixture battery output voltage.
See table above for compatible fixtures.

LSRH-WP Series

CONSTRUCTION:

The LSRH1-WP (1 head version) and LSRH2-WP (2 head version) are Weatherproof, suitable for use in wet locations. Suitable for indoor or outdoor use, injection molded, UV-stable, UL94V-0 flame rating, thermoplastic, impact, scratch, fade and corrosion-resistant. Gasketed tempered glass lenses, sealed and gasketed die-cast aluminum J-box cover. Industrial gray finish.

ILLUMINATION:

Supplied with solid state LED light source.

CODE COMPLIANCE:

UL listed for damp locations & meets UL924, NFPA 101 Life Safety Code compliant, NEC and OSHA compliant.

WARRANTY:


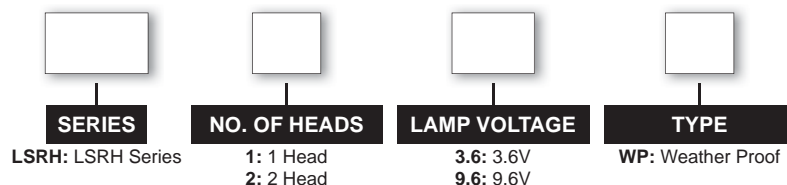
Guaranteed for five year against mechanical defects in manufacturing.

*** SPECIFICATIONS SUBJECT TO CHANGE WITHOUT NOTICE***

ORDERING INFORMATION

LSRH-WP

Sample Part Code: LSRH1-3.6WP



PART CODE	COMPATIBLE FIXTURE(S)
LSRH1-3.6WP (WEATHER PROOF)	ESLR SERIES
LSRH1-9.6WP (WEATHER PROOF)	LXPCP AND EXPCL SERIES
LSRH2-3.6WP (WEATHER PROOF)	ESLR SERIES
LSRH2-9.6WP (WEATHER PROOF)	LXPCP AND EXPCL SERIES

NOTE:

When choosing Emergency LED Remote Heads ensure the remote head voltage is the same as the fixture battery output voltage.
See table above for compatible fixtures.