

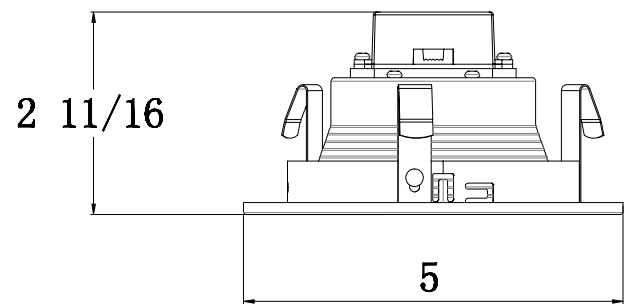
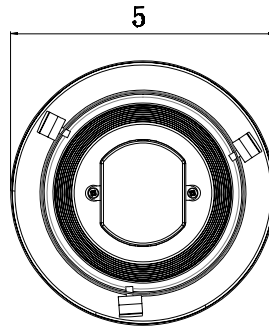
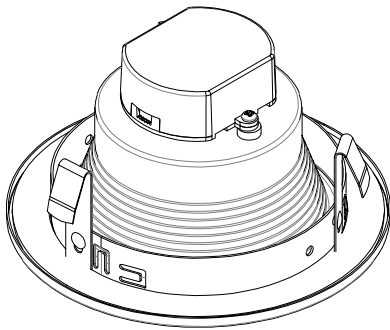
MODEL :		TYPE
PROJECT :		
PREPARED BY :	DATE :	

SERIES SPECIFICATIONS

Our energy efficient LED Retrofit Kits are compatible with most 4" recessed cans. The RF4 are designed with a white baffle construction, LED module and dimmable LED driver rated for 50,000 hours. Each kit comes with a standard screw-in base adapter and 3-tension clips for universal mounting. Suitable for IC and Non-IC housings.



LINE DRAWING



CONSTRUCTION

Housing
 Stamped aluminum baffle housing designed to dissipate heat efficiently.

Trim Ring
 Painted Metal Ring

Thermal Management
 Raised stand-offs provide even heat dissipation; requires no additional heat sinking

Ambient Temperature
 -35°C (-31°F) - +70°C (158°F)

PHYSICAL SPECIFICATIONS

Aperture Size
 3.5"

Lens Type
 Frosted

Lens Material
 Polycarbonate Lens

MODEL :		TYPE
PROJECT :		
PREPARED BY :	DATE :	

ELECTRICAL SPECIFICATIONS

Input Voltage
120 VAC

Efficacy
60+ LM/W

Color Temp
3000K

Frequency
60Hz

CRI
> 93

LED Lifespan
50,000 HRS

Input Current
0.1A MAX

Drive Current
220mA

Operating Temp
-40°C- +90°C

Input Wattage
10W

Driver Efficiency
88%

Color Angular Uniformity
0.0026

Power Factor
≥ 0.90

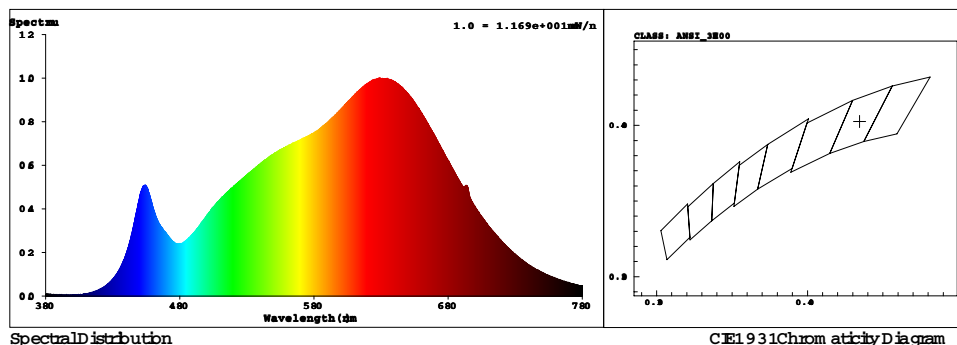
Dimmable
5-100%*

Lumens
540+ LUMENS

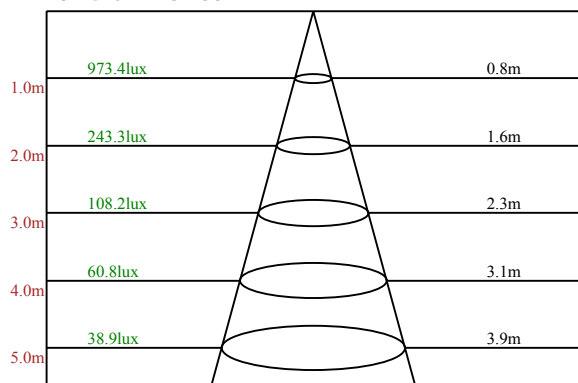
*Please consult factory for list of approved dimmers

PERFORMANCE SPECIFICATIONS

SPECTRAL POWER DISTRIBUTION & CHROMATICITY DIAGRAM



LUX DISTANCE CURVE



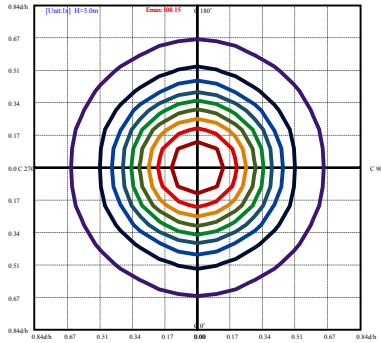
Beam angle of C0 plane 42.40

ZONAL LUMEN SUMMARY

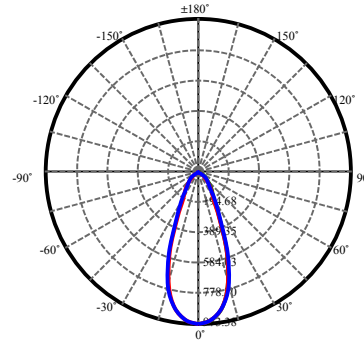
ZONE	LUMEN	LAMP %	LUMINAIRE %
0-30	455.68	68.35%	68.35%
0-40	552.58	82.89%	82.89%
0-60	652.61	97.89%	97.89%
60-90	23.59	3.54%	3.54%
0-120	664.54	99.69%	99.69%
90-120	0.45	0.07%	0.07%
0-90	664.33	99.65%	99.65%
90-180	2.46	0.37%	0.37%
0-180	666.64	100.00%	100.00%

MODEL :	TYPE	
PROJECT :		
PREPARED BY :	DATE :	

PHOTOMETRIC ISOLINES



TAMLITE LIGHTING DELUCE
 RF4-3
 Horizontal Footcandles
 Scale: 1 Inch = 10 Ft.
 Light Loss Factor = 1.00
 Lumens Per Lamp = 544.27
 Total Lamp Lumens = 544.27
 Mounting Height = 10.00 Ft
 Arrangement: Single



Field angle
 (10%Imax):C0/180
 Left:42.9 Right:42.9
 :C90/270
 Left:43.3 Right:43.3
 Beam Angle
 (50%Imax):C0/180
 Left:21.2 Right:21.2
 :C90/270
 Left:21.7 Right:21.7

CERTIFICATIONS/WARRANTY

Listing
 ETL Listed

Energy Star Listing
 Not Available

Location Rating:
 Suitable for damp locations

Qualifications
 IP22 Rated

Warranty
 Guaranteed for five years from the purchase date of the product, against mechanical defects in manufacturing.

ORDERING INFORMATION

Sample Part Number: RF4-3

Carton Dimensions: 14x14x8CM
 5.5x5.5x3.15IN

Case Dimensions: 43.5x29x17.5CM
 17.1x11.5x6.9IN

Case Quantity: 12 PCS

RF	4	-3
SERIES	SIZE	COLOR TEMP
RF	4	[-3]: 3000K

UPC BARCODES

	GTIN-12	GTIN-14	IMS Code
RF4-3	190010509706	00190010509706	0313-6005



NOTES

This unit can only be considered IC rated if used in approved IC rated housing.